

## FORCE DEGRADATION METHOD DEVELOPMENT AND VALIDATION OF SORAFENIB IN BULK FORMULATION

Dr. Osman Ahmed<sup>\*1</sup>, Alufa Tahreem<sup>1</sup> and Dr. Anas Rasheed<sup>2</sup>

<sup>1</sup>Department of Pharmaceutical Analysis, Deccan School of Pharmacy, Hyderabad.

<sup>2</sup>CSO, Gaelib Medications Private Limited, Hyderabad.



\*Corresponding Author: Dr. Osman Ahmed

Department of Pharmaceutical Analysis, Deccan School of Pharmacy, Hyderabad.

Article Received on 06/11/2024

Article Revised on 26/11/2024

Article Accepted on 16/12/2024

### ABSTRACT

**Background:** Sorafenib is an essential therapeutic agent used in treating hepatocellular and renal cell carcinoma. The development of a precise, accurate, and robust UPLC method for its quantification ensures consistency in pharmaceutical formulations and enhances its therapeutic efficacy. **Aim:** To develop and validate a UPLC method for Sorafenib estimation, incorporating validation parameters such as accuracy, precision, linearity, robustness, ruggedness, and forced degradation studies. **Research Methodology:** The UPLC system with a C18 stationary phase was employed using methanol and acetonitrile (55:45% v/v) as the mobile phase, and prednisolone as the internal standard. Sorafenib's retention time was 7.289 minutes, with UV detection at 240 nm. Validation studies evaluated system precision, linearity, accuracy (mean recovery 99.74%), robustness, and ruggedness. Forced degradation under acidic, basic, oxidative, thermal, and photolytic conditions demonstrated the method's specificity. **Conclusion:** The developed UPLC method offers superior resolution, reliability, and sensitivity for Sorafenib quantification, meeting ICH guidelines. This robust analytical tool facilitates quality control in pharmaceutical formulations.

**KEYWORDS:** Sorafenib, UPLC, Validation.

### INTRODUCTION

Sorafenib, a multikinase inhibitor, is widely used for treating advanced-stage hepatocellular carcinoma and renal cell carcinoma. Its role in oncology stems from its ability to inhibit tumor cell proliferation and angiogenesis. With its clinical significance, reliable and efficient analytical methods for its estimation in pharmaceutical formulations and biological matrices are crucial. High-performance liquid chromatography (HPLC) has long been a gold standard for such analyses, but Ultra-Performance Liquid Chromatography (UPLC) offers several advantages, including higher resolution, shorter run times, and lower solvent consumption.

The current study focuses on developing a UPLC-based analytical method to quantify Sorafenib accurately and validate it in line with ICH guidelines. This method not only ensures consistency and quality in pharmaceutical preparations but also addresses regulatory compliance, thereby fostering reliability in therapeutic applications.

### METHODOLOGY

**Method Development:** A Waters UPLC system equipped with a C18 column was used to develop the

method. The mobile phase consisted of methanol and acetonitrile in a 55:45% v/v ratio, ensuring optimal separation. The flow rate was set at 1.2 mL/min, and detection was carried out at 240 nm. Prednisolone served as the internal standard for calibration. The retention times for Sorafenib and prednisolone were 7.289 minutes and 2.639 minutes, respectively.

### Validation Studies

- Accuracy:** Recovery studies demonstrated mean recoveries of 99.74% across 50%, 100%, and 150% levels, indicating high accuracy.
- Precision:** Method precision showed %RSD of 0.48%, confirming the method's reproducibility.
- Linearity:** Linearity was observed between 8–40 µg/mL with a correlation coefficient of 0.9985.
- Robustness:** Variations in flow rate, temperature, and wavelength had negligible effects, with %RSD remaining within acceptable limits.
- Ruggedness:** Inter- and intra-day precision studies revealed %RSD values below 0.33%.
- LOD and LOQ:** Limits of detection and quantification were calculated as 0.838µg/mL and 2.540µg/mL, respectively.

**Forced Degradation Studies:** Sorafenib was subjected to acidic, basic, oxidative, thermal, and photolytic stress conditions to assess the method's specificity. Minimal degradation was observed under all conditions, indicating the stability-indicating capability of the method.

resolution. Validation studies confirmed its robustness, precision, and accuracy, making it suitable for routine quality control. Forced degradation studies reinforced its specificity, demonstrating its capacity to distinguish Sorafenib from its degradation products under various stress conditions.

**RESULTS AND DISCUSSION:** The developed UPLC method exhibited clear baseline separation with excellent

<b>SORAFENIB</b>	
<i>Method development by UPLC</i>	
<b>System</b>	UPLC
<b>Stationary Phase</b>	C18
<b>"Mobile Phase"</b>	"Methanol and Acetonitrile in the ratio of 55:45 %v/v"
<b>Internal Standard</b>	Prednisolone
<b>Injection volume</b>	20µl
<b>Temperature</b>	Ambient
<b>Flow rate</b>	1.2 mL/min
<b>UV detection</b>	240 nm
<b>Retention Time</b>	SORAFENIB– 7.289mins; Prednisolone – 2.639 mins
<b>Inference</b>	"Better resolution of the peaks with clear base line separation was found."

> **Validation Studies for SORAFENIB**  
**Accuracy Procedure**

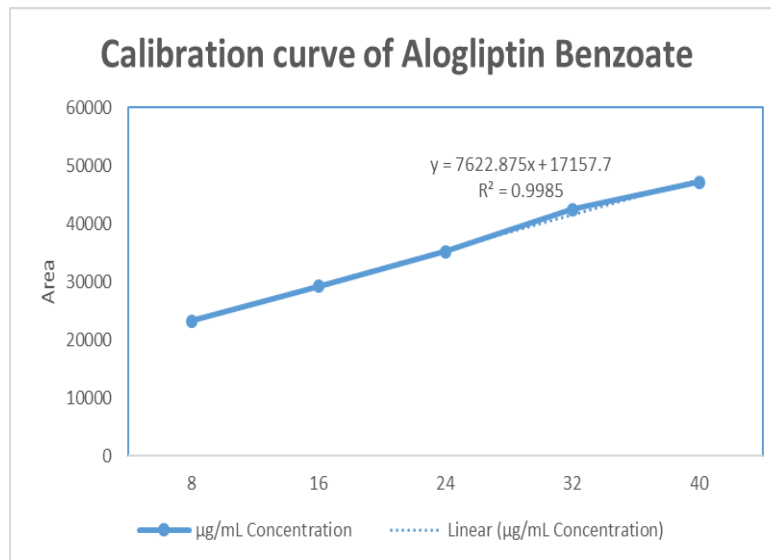
<b>SORAFENIB</b>						
Level %	Amount added (µg/ml)	Amount found (µg/ml)	% Recovery	Mean recovery (%)	Std. Dev	% RSD
50	08.09	08.06	99.62	99.74	0.12503	0.13%
100	16.18	16.16	99.87			
150	24.27	24.21	99.75			

**Method Precision**

<i>Replicate</i>	<b>SORAFENIB</b>		
S. No.	Concentration Taken (µg/ml)	Area	%LC
1	16.18	29234	99.98%
2		29318	99.70%
3		29421	99.35%
4		29521	99.01%
5		29556	99.90%
6		29581	98.81%
<b>Average</b>			99.45%
<b>Std. Dev</b>			0.4813
<b>% RSD</b>			0.48%
<b>Standard weight</b>			16.18mcg
<b>Standard potency</b>			99.80%

**Linearity**

<b>SORAFENIB</b>		
<i>Linearity level</i>	Concentration in µg/mL	Area
<b>1</b>	8 µg/mL	23261
<b>2</b>	16 µg/mL	29231
<b>3</b>	24 µg/mL	35187
<b>4</b>	32 µg/mL	42432
<b>5</b>	40 µg/mL	47152
Correlation co-efficient	0.9985	
Slope	7622.875	
Intercept	17157.7	

**Robustness**

<b>Robustness Studies</b>			
<b>Parameter</b>	<b>Value</b>	<b>Peak Area</b>	<b>% RSD</b>
<b>Flow Rate</b>	<b>Low</b>	29541	0.02%
	<b>Actual</b>	29546	
	<b>Plus</b>	29551	
<b>Temperature</b>	<b>Low</b>	29392	0.05%
	<b>Actual</b>	29406	
	<b>Plus</b>	28420	
<b>Wavelength</b>	<b>Low</b>	29604	0.01%
	<b>Actual</b>	29609	
	<b>Plus</b>	29612	

**Ruggedness**

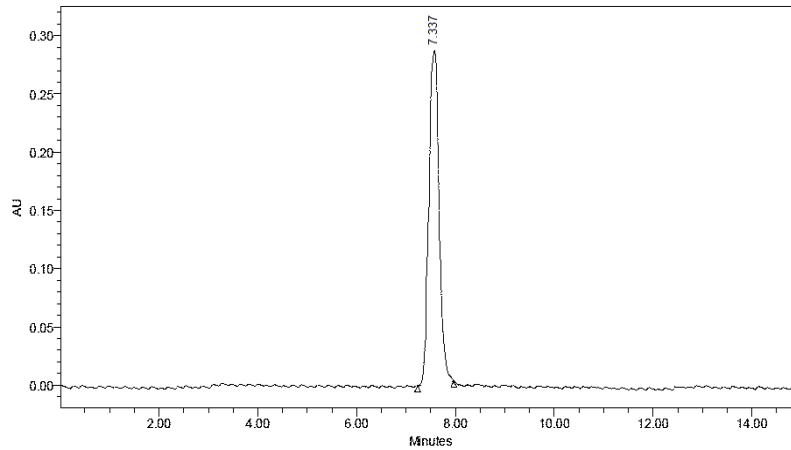
<b>SORAFENIB</b>			
<b>Ruggedness</b>			
<b>Parameter</b>	<b>Peak Area</b>	<b>% RSD</b>	<b>%LC</b>
<b>Intraday precision</b>	29326	0.33%	98.97%
	29453		99.54%
	29519		99.31%
<b>Inter day precision</b>	29371	0.28%	99.81%
	29434		99.60%
	29532		99.27%
<b>Instrument:1 Acquity UPLC Waters,2695H</b>	29548	0.02%	99.22%
	29554		99.20%
	29541		99.24%
<b>Instrument:2 Agilent Technologies,1290</b>	29546	0.01%	99.22%
	29552		99.20%
	29547		99.22%
<b>Average</b>			<b>99.31</b>
<b>Std. Dev</b>			<b>0.225</b>
<b>%RSD</b>			<b>0.23%</b>

**LOD and LOQ**

**LOD:**  $LOD = 3.3 * (1936.58 / 7622.875)$ ,  $LOD = 3.3 * (0.2540485)$ ,  $LOD = 0.83836 (\mu\text{g/ml})$

**LOQ:**  $LOQ = 10 * (SD/S)$ ,  $LOQ = 10 * (1936.58 / 7622.875)$ ,  $LOQ = 2.54048 (\mu\text{g/ml})$

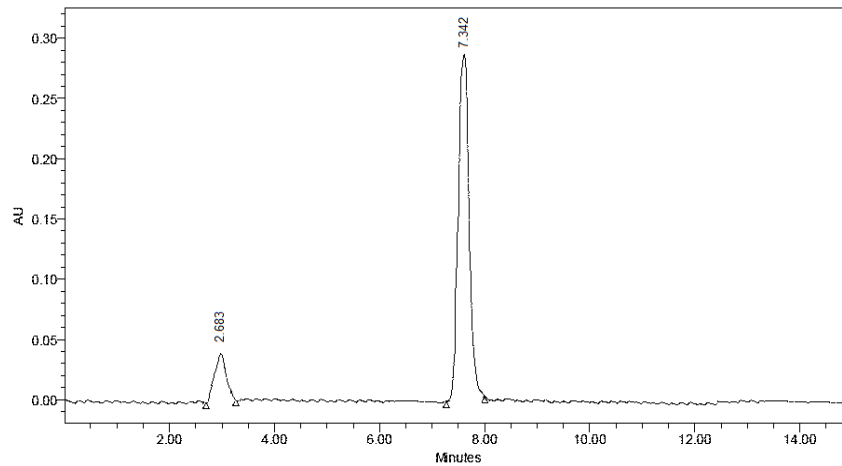
### Assay Studies Sample Control



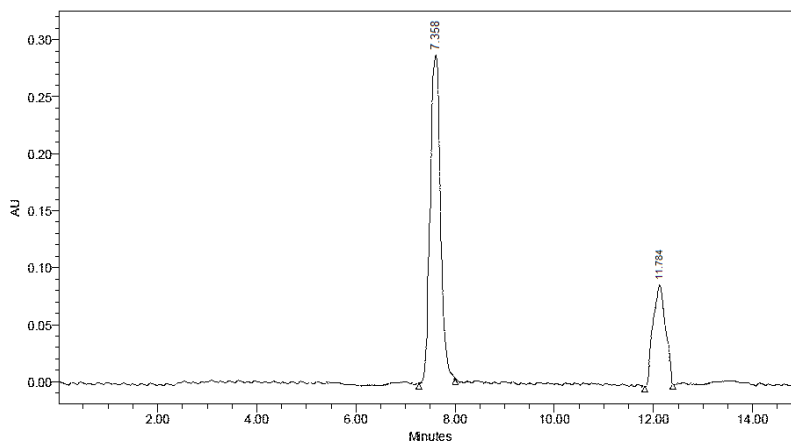
### EVALUATION OF METHODS

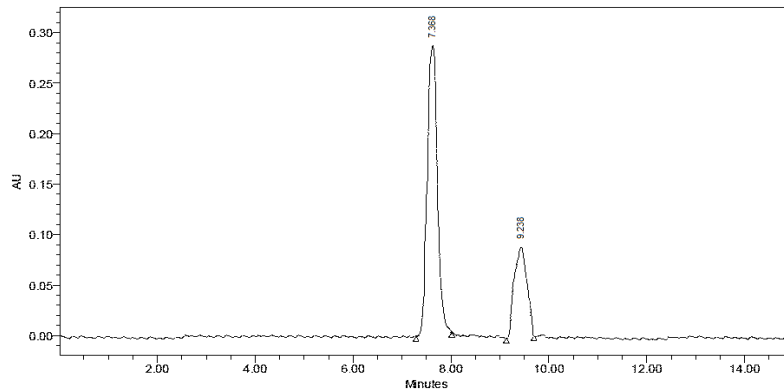
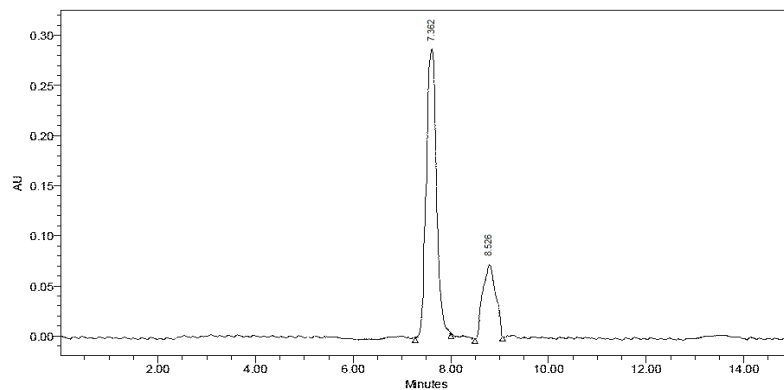
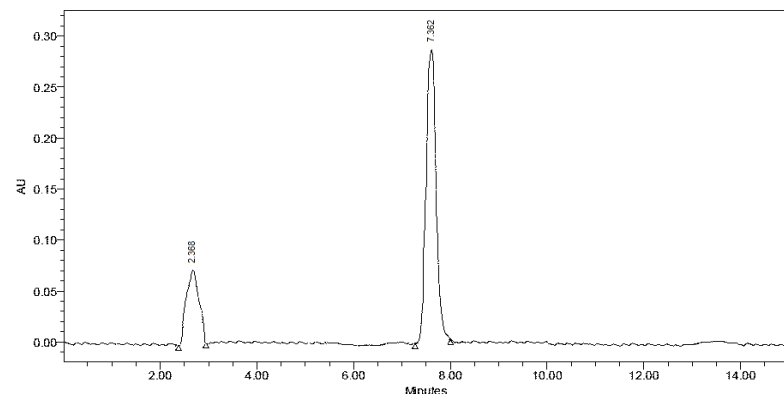
Nature of Stress	Degradation condition	Time (h)	Number of degradation products
Acidic	60°C	6	1
Basic	60°C	12	1
Oxidative	RT	24	1
Wet Heat	105°C	48	1
Photolytic	AT	72	1

### Forced degradation Study



### Acidic Degradation



**Basic Degradation****Oxidative Degradation****Wet Heat Degradation****Photolytic Degradation****Acidic Degradation**

$$\% \text{ Assay} = \frac{357338}{365461} \times \frac{04.05}{100} \times \frac{1}{25} \times \frac{100}{04.06} \times \frac{25}{1} \times \text{Error!}$$

$$\times 98.60 = 96.26\%$$

**Basic Degradation**

$$\% \text{ Assay} = \frac{362849}{365461} \times \frac{04.05}{100} \times \frac{1}{25} \times \frac{100}{04.06} \times \frac{25}{1} \times \text{Error!}$$

$$\times 98.60 = 97.75\%$$

**Oxidative Degradation**

$$\% \text{ Assay} = \frac{359276}{365461} \times \frac{04.05}{100} \times \frac{1}{25} \times \frac{100}{04.06} \times \frac{25}{1} \times \text{Error!}$$

$$\times 98.60 = 96.78\%$$

**Wet Heat**

$$\% \text{ Assay} = \frac{362765}{365461} \times \frac{04.05}{100} \times \frac{1}{25} \times \frac{100}{04.06} \times \frac{25}{1} \times \text{Error!}$$

$$\times 98.60 = 97.72\%$$

**Photolytic Control**

$$\% \text{ Assay} = \frac{363393}{365461} \times \frac{04.05}{100} \times \frac{1}{25} \times \frac{100}{04.06} \times \frac{25}{1} \times \text{Error!}$$

$$\times 98.60 = 97.89\%$$

**CONCLUSION**

The developed and validated UPLC method for Sorafenib quantification is robust, precise, and efficient, aligning with ICH guidelines. Its reliability in routine

pharmaceutical analysis ensures consistent drug quality, facilitating its therapeutic application.

## REFERENCES

1. Y. C. Mayur\*, Osman Ahmad, V. V.S. Rajendra Prasad, M. N. Purohit, N. Srinivasulu, S. M. Shanta Kumar, "Synthesis of 2-Methyl N10 -Substituted Acridones as Selective Inhibitors of Multidrug Resistance (MDR) Associated Protein in Cancer Cells". *Medicinal Chemistry, Bentham Science Publishers*, 2008; 4(5): 457-465(9).
2. Osman Ahmed\*, Pankaj Sharma, Jaya Sharma, "Synthesis and Pharmacological Study of Azetidinone Derivatives" *International Journal of Pharmaceutical Science & Education*, 2013; 11-18.
3. Osman Ahmed\*, Pankaj Sharma, Jaya Sharma, Dr. Indrajeet Singhvi, "Synthesis and Anticonvulsant Activity of Some Substituted Azetidinone Derivatives" *Asian Journal of Pharmaceutical Research and Development*, 2013; 5.
4. Osman Ahmed\*, Dr. Md Salahuddin, Vinutha. K, Pankaj Sharma. "Design, Synthesis and Biological Evaluation of Some Novel Substituted Thiazolidinone Derivatives as Potent Antihyperglycemic Agents". *International Journal of Pharmaceutical Research Scholars*, 2013; 2(3).
5. Osman Ahmed\*, Md Salahuddin, Pankaj Sharma, Indrajeet Singhvi "Synthesis and biological investigations of some new thiazolidinone derivatives as anti-tubercular agents", *American Journal of Pharmtech Research*, 2013; 3: 193-201.
6. Osman Ahmed\*, Md. Salahuddin, Iffath Rizwana, M.A.Aleem, Pankaj Sharma, "Synthesis, Characterization and Biological Evaluation of Novel thiazolidinone derivatives as Anti-inflammatory Agents", *Indo American Journal of Pharmaceutical Research*, 2013; 3(10): 8121-8126.
7. Osman Ahmed\*, Pankaj Sharma, Indrajeet Singhvi. "Synthesis and Anti-Hyperglycemic activity of Some Novel Thiazolidinone Derivatives". *Indo American Journal of Pharmaceutical Research*, 2014; 4(02): 1008-1014.
8. Osman Ahmed\*, Pankaj Sharma, Indrajeet Singhvi. "Anticonvulsant Activity of Some Novel Substituted Thiazolidinone Derivatives against Maximal Electro Shock Induced Seizure". *International Journal of Pharmaceutical Research Scholars*, 2014; 3(1): 289-294.
9. Osman Ahmed\*, Mohd Haseeb Ur Rahman, Abdul Najeeb, Sk. Md. Noorullah, S.A.Azeez Basha, Design, "Synthesis and Anti- inflammatory activity of certain fused Novel Thienopyrimidines Derivatives", *International Journal of Pharmaceutical Research Scholars*, 2013; 2(4): 82-87.
10. Syed Aamer Ali, SK Danda, Syed Abdul Azeez Basha, Rasheed Ahmed, Osman Ahmed, Mohd Muqtader Ahmed. "Comparision of uroprotective activity of reduced glutathione with Mesna in Ifosfamide induced hemorrhagic cystitis in rats". *Indian Journal of Pharmacology*, 2014; 46: 105-108.
11. Osman Ahmed\*, Syed Azeemuddin Razvi, T K Md Rayees, M A Nafay Shoeb, Md Salahuddin. "Synthesis Characterization and Anti-inflammatory activity of some substituted pyrimidine derivatives". *Indo American Journal of Pharmaceutical Research*, 2014; 4(05): 2301-2306. DOI: 10.1044/1980-iajpr.14369.
12. Osman Ahmed\*, Farhana Begum, Nishat Fatima, Md. Salahuddin. "Synthesis and Biological Activity of Some Novel Pyrimidine Derivatives". *International Journal of Pharmaceutical Research Scholars*, 2014; 3(4): 103-108.
13. Ms. Farhana Begum, Osman Ahmed, Md. Salahuddin, Nishat Fatima. "Synthesis, Characterization and Anti-Hyperglycemic Activity of Novel Pyrimidine Derivatives". *Indo American Journal of Pharm Research*, 2014; 4(11): 5501-5506. DOI: 10.1044/19 80-iajpr.141042
14. Osman Ahmed\*, Mehruq Fatima, Juveriya Parveen, Asma Farheen, Ayesha Binth Saleh, Dr. Syed Mahmood Ahmed. Changes in Pulmonary Function Test (PFT) Before and After Adding Tiotropium Bromide to the Ongoing Therapy of Severe Persistant Asthamatics. *Indo American Journal of Pharm Research*, 2015; 5(01): DOI: 10.1044/1980-iajpr.141266.
15. Mohd Khader, Mohd Mahboob Shareef, Syeda Huda Noorain, Osman Ahmed. Synthesis, Characterization and Biological Activity of Some Novel Pyrimidine Derivatives. *Indo American Journal of Pharm Research*, 2015; 5(03).
16. Fayeza Batool, Osman Ahmed, Anas Rasheed. An Assay Method for the Simultaneous Estimation of Acetaminophen and Tramadol using RP-HPLC Technology. *Indo American Journal of Pharmaceutical Research*, 5(7): 2605-2610.
17. Fayeza Batool, Osman Ahmed, Anas Rasheed. A Stability Indicating Method for the Simultaneous Estimation of Acetaminophen and Tramadol in Pharmaceutical Dosage Form. *American Journal of PharmTech Research*, 2015; 5(04): 674-683.
18. Humeera Rafeeq, Talath Fatima, Afiya Ansari, Osman Ahmed. Personalized Medicine - A Boon For Treating Rheumatoid Arthritis. *Indo American Journal of Pharmaceutical Research*, 5(8).
19. Humeera Rafeeq, Osman Ahmed, M.A Khaleq, Samee A, Amer M. Progress In The Treatment of Neuroblastoma. *Indo American Journal of Pharmaceutical Research*, 5(8).
20. Talath Fatima, Osman Ahmed, Amer Mahboob, Afiya Ansari, Amatullah Fathimah. Personalized Medicine - A Review – Progress In The Treatment of Non-Small Cell Lung Cancer (NSCLC) In A New Era of Personalised Medicine. *Indo American Journal of Pharmaceutical Research*, 5(8).
21. Talath Fatima\*, Osman Ahmed, Afiya Ansari, Amatullah Fathimah, Amer Mahboob. Novel Therapeutic Approaches to a Chronic Inflammatory



- Disorder – Asthma. *International Journal of Pharmaceutical Research Scholars*, 2015; 4(3): 112-117.
22. Humeera Rafeeq\*, Osman Ahmed, Sohail Ali, Mohd Yunus, Mohd Bilal. A Review on MowatWilson Disorder, *International Journal of Pharmaceutical Research Scholars*, 2015; V-4, I-3: 176-181.
  23. Humeera Rafeeq\*, Osman Ahmed, Fayeeza Ameen, Amreen Sultana, Maryam Fatima. A Review on Harlequin Ichthyosis. *International Journal of Pharmaceutical Research Scholars*, 2015; 4(3): 189-193.
  24. Anees Begum\*, Osman Ahmed. An Assay Method for the Simultaneous Estimation of Albuterol and Ipratropium Bromide using RP- HPLC Technology. *International Journal of Pharmaceutical Research Scholars*, 2016; 5(4): 33-37.
  25. Anas Rasheed\*, Osman Ahmed. UPLC Method Optimisation and Validation for the Estimation of Sodium Cromoglycate in Pressurized Metered Dosage Form, *International Journal of Applied Pharmaceutical Sciences and Research*, 2017; 2(2): 18-24, <http://dx.doi.org/10.21477/ijapsr.v2i2.7774>.
  26. Anas Rasheed\*, Osman Ahmed. UPLC Method Development and Validation for the Determination of Chlophedianol Hydrochloride in Syrup Dosage Form. *International Journal of Applied Pharmaceutical Sciences and Research*, 2017; 2(2): 25-31, <http://dx.doi.org/10.21477/ijapsr.v2i2.7775>.
  27. Anas Rasheed\*, Osman Ahmed. Validation of a Forced Degradation UPLC Method for Estimation of Beclomethasone Dipropionate in Respules Dosage Form. *Indo American Journal of Pharmaceutical Research*, 2017; 7(05).
  28. Anas Rasheed\*, Osman Ahmed. Validation of a UPLC method with diode array detection for the determination of Noscapiene in syrup dosage form, *European Journal of Pharmaceutical and Medical Research*, 2017; 4(6): 510-514.
  29. Anas Rasheed\*, Osman Ahmed. Stability indicating UPLC method optimisation and validation of Triamcinolone in syrup dosage form. *World Journal of Pharmaceutical and Life Sciences*, 2017; 3(4): 200-205.
  30. Anas Rasheed\*, Osman Ahmed. Stability indicating UPLC method optimisation and validation of Pholcodine in bulk dosage form. *European Journal of Biomedical and Pharmaceutical Sciences*, 2017; 4(6): 572-579.
  31. Anas Rasheed\*, Osman Ahmed. Analytical method development and validation for the determination of Codeine in syrup dosage form using UPLC technology. *World Journal of Pharmaceutical and Life Sciences*, 2017; 3(5): 141-145.
  32. Anas Rasheed\*, Osman Ahmed. Analytical stability indicating UPLC assay and validation of Fluticasone propionate in nasal spray inhaler dosage form. *World Journal of Pharmaceutical and Life Sciences*, 2017; 3(5): 168-172.
  33. Anas Rasheed\*, Osman Ahmed. Stability indicating UPLC method optimisation and validation of Acetylcysteine in syrup dosage form. *European Journal of Pharmaceutical and Medical Research*, 2017; 4(7): 485-491.
  34. Anas Rasheed\*, Osman Ahmed. Analytical stability indicating UPLC assay and validation of Ciclesonide in dry powder inhaler dosage form. *European Journal of Pharmaceutical and Medical Research*, 2017; 4(7): 523-529.
  35. Anas Rasheed\*, Osman Ahmed. Analytical stability indicating UPLC assay and validation of Dextromethorphan in syrup dosage form. *European Journal of Pharmaceutical and Medical Research*, 2017; 4(7): 548-554.
  36. Anas Rasheed\*, Osman Ahmed. Analytical Development and Validation of a Stability Indicating Method for the Estimation of Impurities in Budesonide Respules Formulation, *International Journal of Applied Pharmaceutical Sciences and Research*, 2017; 2(3): 46-54. <http://dx.doi.org/10.21477/ijapsr.v2i3.8100>.
  37. Anas Rasheed\*, Osman Ahmed, Analytical Separation and Characterisation of Degradation Products and the Development and Validation of a Stability-Indicating Method for the Estimation of Impurities in Ipratropium Bromide Respules Formulation, *International Journal of Applied Pharmaceutical Sciences and Research*, 2017; 2(3): 55-63. <http://dx.doi.org/10.21477/ijapsr.v2i3.8101>.
  38. Neha Naaz\*, Khaja Uzair ul Hasan, Aaminah Najmus Sahar, Prof. Dr. Osman Ahmed. Plights and Predicaments in the Pharmacy Industry. *Indo American Journal of Pharmaceutical Research*, 2017; 7(11).
  39. Syed Vakeeluddin\*, Osman Ahmed, Kauser Fathima, Analytical Method Development and Validation for the Simultaneous Estimation of Budesonide and Formoterol in Bulk and Dosage Form Using RP-HPLC Method, *Indo Am. J. P. Sci.*, 2017; 4(07).
  40. Dr. Osman Ahmed\*, Syed Vakeeluddin, Kauser Fathima. A Stability Indicating Method for the Simultaneous Estimation of Budesonide and Formoterol in Bulk and Dosage Form. *Indo American Journal of Pharmaceutical Research*.
  41. Kauser Fathima\*, Dr. Osman Ahmed, Syed Vakeeluddin, Analytical Method Development and Validation for the Simultaneous Estimation of Ofloxacin and Metronidazole in Bulk and Dosage Form Using RP-HPLC, *Indo Am. J. P. Sci.*, 2017; 4(07).
  42. Dr. Osman Ahmed\*, Kauser Fathima, Syed Vakeeluddin. A Stability Indicating Method for the Simultaneous Estimation of Ofloxacin and Metronidazole in Bulk and Dosage Form. *Indo American Journal of Pharmaceutical Research*, 2018; 8(01).
  43. Mohd Shafi, Osman Ahmed, Anas Rasheed, Validation Of A UPLC Method With Diode Array

- Detection Using C18 Column For The Determination Of Fluorometholone In Parenteral Dosage Form, *Indo Am. J. P. Sci.*, 2018; 05(07).
44. Validation Of A Forced Degradation Uplc Method For Estimation Of Glibenclamide In Oral Dosage Form, Dr. Osman Ahmed, Mohd Kareem Ahmed and Dr. Anas Rasheed. *World Journal of Pharm. and Life Sci.*, 2019; 5(10): 74-82.
  45. Evaluation and Validation Of A UPLC Method For Simultaneous Estimation Of Glimepiride, Metformin And Voglibose In Oral Dosage Form, Mohd Kareem Ahmed, Dr. Osman Ahmed and Dr. Anas Rasheed. *European Journal Of Biomedical and Pharmaceutical Sciences*, 2019; 6(13): 329-337.
  46. Stability Indicating Method Evaluation And Validation For Simultaneous Estimation Of Glimepiride, Metformin And Voglibose In Oral Dosage Form Using LCMS, Mohd. Kareem Ahmed, Dr. Osman Ahmed and Dr. Anas Rasheed *European Journal Of Biomedical and Pharmaceutical Sciences*, 2019; 6(13): 338-349.
  47. Stability Indicating Method Evaluation And Validation For Simultaneous Estimation Of Metformin And Sitagliptin In Oral Dosage Form Dr. Osman Ahmed, Mohd Kareem Ahmed and Dr. Anas Rasheed, *European Journal Of Pharmaceutical And Medical Research*, 2019; 6(12): 494-502.
  48. Evaluation And Validation Of A UPLC Method For Simultaneous Estimation Of Metformin And Sitagliptin In Oral Dosage Form Dear Dr. Osman Ahmed, Mohd Kareem Ahmed and Dr. Anas Rasheed *European Journal Of Pharmaceutical And Medical Research*, 2019; 6(12): 494-502.
  49. Evaluation And Validation Of A UPLC Method For Estimation Of Amoxycylav In Oral Dosage Form. Dr. Osman Ahmed\*, Sumaiya Fatima and Dr. Anas Rasheed, *World Journal of Pharm. and Life Sci.*, 2020; 6(9): 107-113.
  50. RESPULES \*Sumaiya Fatima, Dr. Osman Ahmed and Dr. Anas Rasheed, *World Journal of Pharm. and Life Sci.*, 2020; 6(9): 68-77.
  51. POLYMORPHISM Sumaiya Fatima\*, Dr. Osman Ahmed and Dr. Anas Rasheed *World Journal of Pharm. and Life Sci.*, 2020; 6(9): 78-93.
  52. Chemical force degradation assay method evaluation for simultaneous estimation of amoxicillin and potassium clavulanate in oral dosage form Sumaiya Fatima\*, Dr. Osman Ahmed and Dr. Anas Rasheed, *European Journal Of Pharmaceutical and Medical Research*, 2020; 7(9): 320-325.
  53. Characterization of force degradation assay method evaluation for simultaneous estimation of amoxicillin and potassium clavulanate in oral dosage form using UPLC-MS/MSN Sumaiya Fatima\*, Dr. Osman Ahmed and Dr. Anas Rasheed *ejbps.*, 2020; 7(9): 285-294.
  54. Evaluation and validation of a uplc method for simultaneous estimation of amoxicillin and potassium clavulanate in oral dosage form. Sumaiya Fatima\*, Dr. Osman Ahmed and Dr. Anas Rasheed. *European Journal Of Pharmaceutical And Medical Research*, 2020; 7(9): 326-335.
  55. Spiked force degradation assay method evaluation for estimation of amoxycylav in oral dosage form. Dr. Osman Ahmed\*, Sumaiya Fatima and Dr. Anas Rasheed. *World Journal of Pharm. and Life Sci.*, 2020; 6(9): 185-191.
  56. Anas Rasheed Et.Al; Validation Of A Uplc Method With Diode Array Detection Using C18 Column For The Determination Of Fluorometholone In Parenteral Dosage Form, *Indo American Journal Of Pharmaceutical Sciences*, *Iajps.*, 2016; 5(7): 6209-6215.
  57. Anas Rasheed Et.Al; Analytical Method Development And Validation For The Determination Of Fluorometholone Using C8 Column In Parenteral Dosage Form By Uplc Technology, *World Journal Of Pharmaceutical And Life Sciences*, *Wjpls.*, 2018; 4(8): 106-109.
  58. Anas Rasheed Et.Al; Analytical Stability Indicating Uplc Assay And Validation Using C18 Column For Fluorometholone In Parenteral Dosage Form, *World Journal Of Pharmaceutical And Life Sciences*, *Wjpls.*, 2018; 4(8): 110-114.
  59. Anas Rasheed Et.Al; Validation Of A Forced Degradation Uplc Method Using C8 Column For Fluorometholone In Parenteral Dosage Form, *European Journal Of Pharmaceutical And Medical Research*, *Ejpmr.*, 2018; 5(8): 311-318.
  60. Anas Rasheed Et.Al; Analytical Separation And Characterisation Of Degradation Products Method For The Estimation Of Impurities In Fluorometholone In Parenteral Dosage Form, *European Journal Of Pharmaceutical And Medical Research*, *Ejpmr.*, 2018; 5(8): 319-324.
  61. Anas Rasheed Et.Al; Validation Of A Forced Degradation Uplc Method For Estimation Of Glibenclamide In Oral Dosage Form, *World Journal Of Pharmaceutical And Life Sciences*, *Wjpls.*, 2019; 5(10): 74-82.
  62. Anas Rasheed Et.Al; Evaluation And Validation Of A Uplc Method For Simultaneous Estimation Of Glimepiride, Metformin And Voglibose In Oral Dosage Form, *European Journal Of Biomedical And Pharmaceutical Sciences*, *Ejbps.*, 2019; 13(6): 329-337.
  63. Anas Rasheed Et.Al; Stability Indicating Method Evaluation And Validation For Simultaneous Estimation Of Glimepiride, Metformin And Voglibose In Oral Dosage Form Using Lcms, *European Journal Of Biomedical And Pharmaceutical Sciences*, *Ejbps.*, 2019; 6(13): 338-349.
  64. Anas Rasheed Et.Al; Evaluation And Validation Of A Uplc Method For Simultaneous Estimation Of Metformin And Sitagliptin In Oral Dosage Form, *European Journal Of Pharmaceutical And Medical Research*, *Ejpmr.*, 2019; 6(12): 365-371.
  65. Anas Rasheed Et.Al; Stability Indicating Method Evaluation And Validation For Simultaneous



- Estimation Of Metformin And Sitagliptin In Oral Dosage Form, *European Journal Of Pharmaceutical And Medical Research*, *Ejpmr.*, 2019; 6(12): 494-502.
66. Anas Rasheed Et.Al; Uplc Method Optimisation And Validation For The Estimation Of Sodium Cromoglycate In Pressurized Metered Dosage Form, *International Journal Of Applied Pharmaceutical Sciences And Research*, 2017; 2(2): 18-24.
67. Anas Rasheed Et.Al; Uplc Method Development And Validation For The Determination Of Chlophedianol Hydrochloride In Syrup Dosage Form *International Journal Of Applied Pharmaceutical Sciences And Research*, 2017; 2(2): 25-31.
68. Anas Rasheed Et.Al; Analytical Method Development And Validation For The Determination Of Codeine In Syrup Dosage Form Using Uplc Technology, *World Journal Of Pharmaceutical And Life Sciences*, *Wjpls.*, 2017; 3(5): 141-145.
69. Anas Rasheed Et.Al; Validation Of A Uplc Method With Diode Array Detection For The Determination Of Noscapine In Syrup Dosage Form *European Journal Of Pharmaceutical And Medical Research*, *Ejpmr.*, 2017; 4(6): 510-514.
70. Anas Rasheed Et.Al; Validation Of A Forced Degradation Uplc Method For Estimation Of Beclomethasone Dipropionate In Respules Dosage Form *Indoamerican Journal Of Pharmaceutical Research*, 2017; 7(05): 8608-8616.