

EVALUATION OF PRESCRIPTION PATTERN OF INPATIENTS WITH NEUROLOGICAL DISORDERS IN A TERTIARY CARE HOSPITAL

Hafsa Noorien^{1*}, Shaguftha Nooreen¹ and Syeda Asma Banu¹

¹Department of Pharmacy Practice, Sultan-Ul-Uloom College of Pharmacy, Hyderabad.



*Corresponding Author: Hafsa Noorien

Department of Pharmacy Practice, Sultan-Ul-Uloom College of Pharmacy, Hyderabad.

Article Received on 06/09/2024

Article Revised on 26/09/2024

Article Accepted on 16/10/2024

INTRODUCTION

Neurological disorders constitute a multifaceted spectrum of conditions affecting the nervous system, encompassing the brain, spinal cord, and peripheral nerves. These disorders present a significant challenge for healthcare professionals due to their intricate nature, varying symptomatology, and the profound impact they can have on the overall well-being of individuals. Conditions such as Alzheimer's disease, epilepsy, stroke, and Parkinson's disease are just a few examples that fall under the umbrella of neurological disorders.

The intricacy of neurological disorders necessitates a nuanced approach to their diagnosis and management. Unlike some medical conditions with well-defined and straightforward treatment plans, neurological disorders often demand a more tailored and patient-specific intervention. The diverse manifestations of these disorders, ranging from cognitive impairments to motor dysfunctions, highlight the need for healthcare professionals to adopt a holistic perspective in developing treatment strategies.

AIM AND OBJECTIVES

AIM

To monitor the Irrational prescribing practice of drugs against neurological disorders and to develop Prescription pattern monitoring practice which serves as a tool for assessing the prescribing, dispensing and distribution practices of drugs against neurological disorders which facilitates rational use and assess the effectiveness in promoting rational use of drugs.

OBJECTIVES

To highlight the prescription practice of drugs against neurological disorders of inpatient department. On the basis of prepared questionnaires, to collected data from the patients.

Our points of interest are

- Age of the patients,
- Number of drugs per prescription,
- Number of drugs prescribed by generic name,
- Number of drugs from EDL (Essential Drug List)
- Diagnosis,
- Consulting time per patient,

- Dispensing time per patient,
- Number of drugs dispensed per prescription,
- Number of labeled drugs per dispensed drugs,
- Number of patients having correct knowledge of dose,
- Number of patients asking for follow-up
- Number of patients asked for duration of illness, past history or drugs history,
- Number of patients satisfied or dissatisfied with the health facility,
- Number of patients getting dosing instruction,
- Number of patients advised for investigation,
- About patient hearing, was it adequate or fair or little.

METHODOLOGY

Study design

This study was designed as a case-control study. Typically include only individuals with a specific characteristic, with a sample, often a tiny minority, of the rest of the population. Cross-sectional studies are descriptive studies. Unlike case-control studies, they can be used to describe, not only the odds ratio, but also absolute risks and relative risks from prevalences.

OBSERVATION

Total number of Prescriptions were studied 180, the gender (Male: Female) ratio was 1.52:1. Out of total 180 patients, 119 (66.11 %) were males whereas 61 (33.88 %) were females. No significant difference was observed according to age and sex. Cases were less in 21-40 years of age group in both the sex. (9% in males and 8 % in females) upgraded by 41 to 60 years of age group (32% in males and 30% in females) highest were in 0 to 20 years and > 80 years of age group. Out of 180 prescriptions analyzed, 58 (31.66 %) prescriptions were

of patients below 20 years of age. The number of patients belongs to > 80 years of age group (47.77%).

METHOD OF ANALYSIS

- Data obtained from case record form will be presented as
- i. Percentage of study participants receiving drugs against neurological disorders as monotherapy.
 - ii. Percentage of study participants receiving drugs against neurological disorders as combination therapy.
 - iii. Percentage of participants receiving different classes of drugs against neurological disorders.

For study of rationality status of prescriptions, a maximum of 3 points score system was assigned as follows:

- Main drug – 2 points
- Complementary drug – 1 Points

The most cases observed in our study were among the following neurological disorders,

- *Alzheimer's Disease (Memory Disorders),*
- *Epilepsy,*
- *Stroke,*
- *Parkinson's Disease.*

RESULTS

Various major finding and parameters regarding prescription patterns are demonstrated in tables and respective graphs below.

Age Distribution of Patients

It was seen that all patients regardless the age limit all are the common victims of semi-rational prescription of drugs. However, all age groups are at risk. 33% of the total patients less than 4 years of age, and the percentage of the patients are less than of age range of 35 years, who are most prone to drug abuse.

Total number of Prescriptions were studied 180, the gender (Male: Female) ratio was 1.52:1. Out of total 180 patients, 119 (66.11 %) were males whereas 61 (33.88 %) were females. No significant difference was observed according to age and sex. Cases were less in 21-40 years of age group in both the sex (10%)18. upgraded by 41 to 60 years of age group 26(14%), highest were in 0 to 20 years and > 80 years of age group. Out of 180 prescriptions analyzed, 50 (27.77 %) prescriptions were of patients below 20 years of age. The number of patients belongs to > 80 years of age group were 86 (47.77%).

Overall % of prescription for neurological disorders
Table 1: Percentage of prescription for neurological disorders.

Alzheimer's Disease	34.23% - 62
Epilepsy	37.43% - 67
Stroke	14.12% - 26
Parkinson's Disease	14.11% - 25

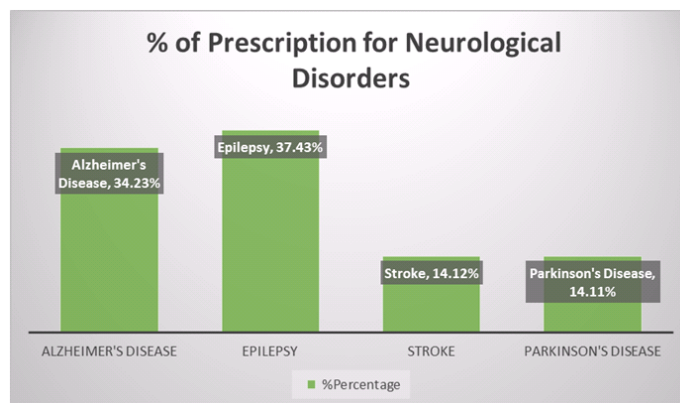


Figure 1: Percentage Age distribution of patient.

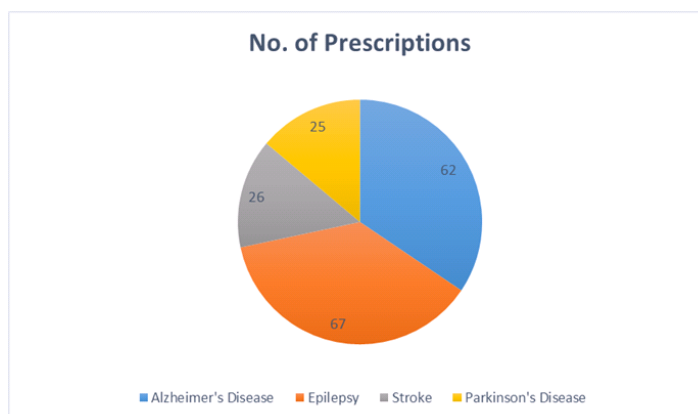


Figure 2: No. of Prescriptions pattern by neurological disorders group.

Table 2: Multiple neurological disorder’s prescription pattern by age group.

Neurological Disorders	below 20 years of age	21 - 40 years of age	41 to 60 years of age	> 80 years of age
Alzheimer's Disease	-	-	20% (12)	80% (50)
Epilepsy	53% (36)	-	2% (1)	45% (30)
Stroke	23.07% (6)	34.61% (9)	30.76% (8)	11.53% (3)
Parkinson's Disease	32% (8)	36% (9)	24% (6)	8% (2)
N=180	27.77% (50)	10% (18)	14.44% (26)	47.77% (86)

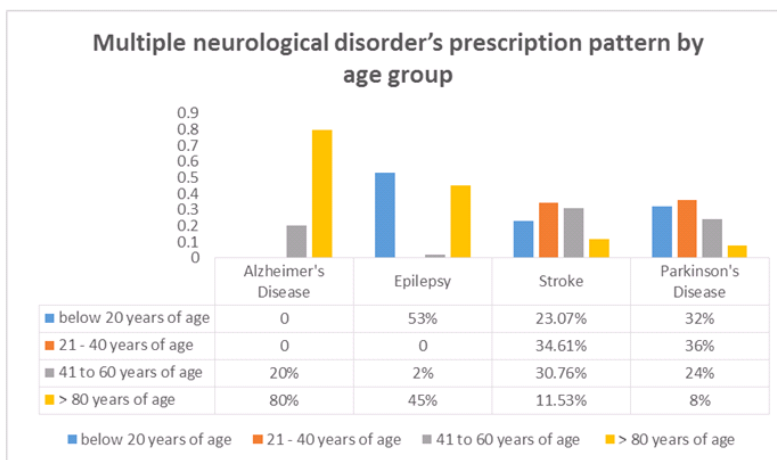


Figure 3: Multiple neurological disorders’ prescription pattern by age group.

For study of rationality status of prescriptions, a maximum of 3 points score system was assigned as follows

- Main drug – 2 points

- Complementary drug – 1 points
- The total points less than or equal to 15 points of a particular prescription, if observed then it is said to be considered as semi-rational.

Table 3: Prescription pattern for rational use of drugs against Alzheimer's Disease.

Alzheimer's Disease (62 Prescriptions)		Repeat prescription within 1–2 days		Repeat prescription within 3–10 days		Points Scored
Prescribed Drugs	Prescriptions	(%)	Adj.	(%)	Adj.	Total
Donepezil*	17(27.83%)	35.29	6	64.70	11	34
Rivastigmine*	28(45.22%)	32.14	9	67.85	19	56
Galantamine	10(16.12%)	70	7	30	3	10
Memantine	7(10.88%)	42.85	3	57.14	4	7

*Note: *Main Drug, 45 prescriptions are rational and 17 prescriptions are semi - rational*




Figure 4: Percentage Prescription pattern for rational use of drugs against Alzheimer's Disease.

Table 4: Number of Drugs prescribed per Case against Alzheimer's disease.

Alzheimer's Disease		
	No. of case	Percentage % of drug prescribed
No drugs	-	-
One drug	6	9.67%
Two drugs	38	61.29%
Three drugs	10	16.12%
Four drugs	7	11.29%
More than five drugs	-	-

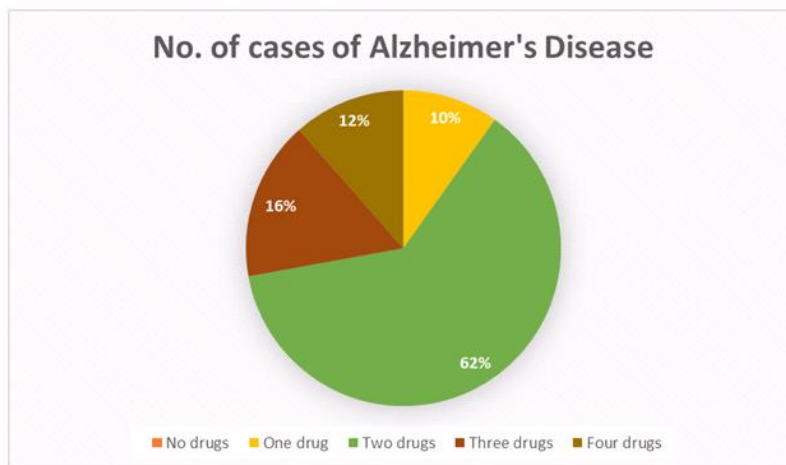


Figure 5: Number of Drugs prescribed per Case against Alzheimer's disease.

Table 5: Prescription pattern for rational use of Antiepileptic drugs.

Antiepileptic drugs (67 Prescriptions)		Repeat prescription within 1–2 days		Repeat prescription within 3–10 days		Points Scored
Prescribed Drugs	Prescriptions	(%)	Adj.	(%)	Adj.	Total
Sodium valproate*	29(42.65%)	44.82	13	55.17	16	58
Phenytoin *	19(27%)	89.47	17	10.52	2	38
Phenobarbitone	15(22.8%)	46.66	7	53.33	8	15
Clobazam	4(6.37%)	75	3	25	1	4

Note: *Main Drug, 48 prescriptions are rational and 19 prescriptions are semi - rational

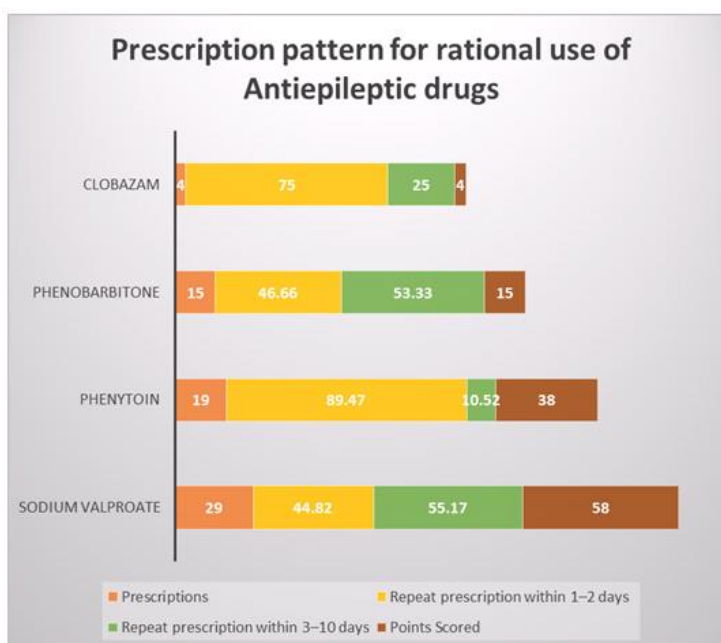


Figure 6: Percentage Prescription pattern for rational use of Antiepileptic drugs.

Table 6: Number of Antiepileptic drugs prescribed per Case.

Antiepileptic drugs		
	No. of case	Percentage % of drug prescribed
No drugs	-	-
One drug	37	55.22%
Two drugs	22	32.83%
Three drugs	8	11.94%
Four drugs	-	-
More than five drugs	-	-

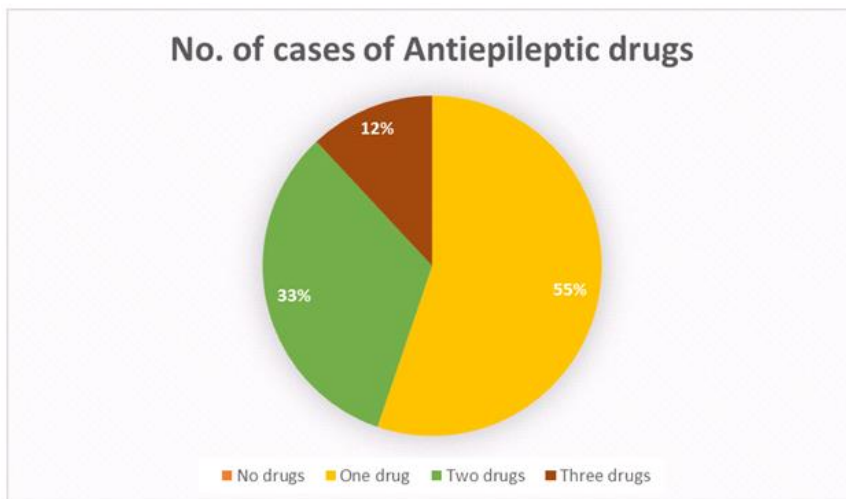


Figure 7: Number of Antiepileptic drugs prescribed per Case.

Table 7: Prescription pattern for rational use of drugs against Stroke.

Stroke (26 Prescriptions)		Repeat prescription within 1–2 days		Repeat prescription within 3–10 days		Points Scored
Prescribed Drugs	Prescriptions	(%)	Adj.	(%)	Adj.	Total
Aspirin*	19(73.20%)	68.42	13	31.57	6	38
Heparin	5(11%)	60	3	40	2	5
Warfarin	2(6.23 %)	100	2	0	0	2

*Note: *Main Drug, 19 prescriptions are rational and 7 prescriptions are semi - rational*

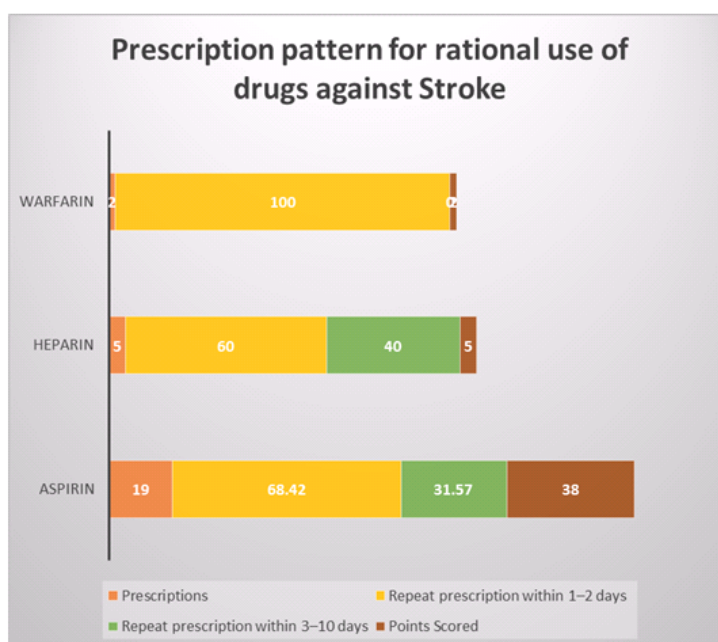


Figure 8: Percentage Prescription pattern for rational use of drugs against Stroke.

Table 8: Prescription pattern for rational use of drugs against Parkinson's disease.

Stroke		
	No. of case	Percentage % of drug prescribed
No drugs	-	-
One drug	21	88.46%
Two drugs	4	11.53%
Three drugs	-	-
Four drugs	-	-
More than five drugs	-	-

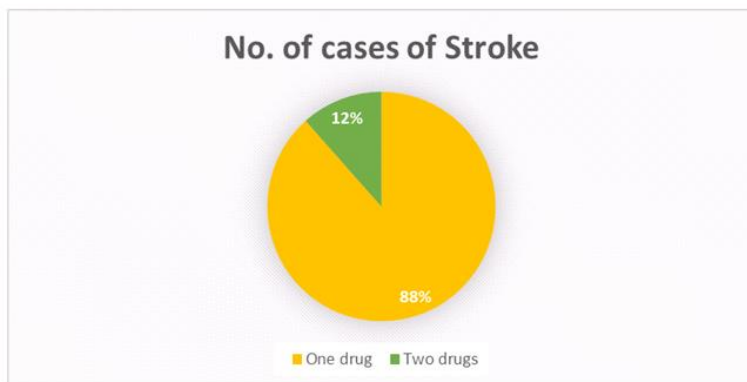


Figure 9: Number of Drugs prescribed per Case against Stroke.

Table 9: Prescription pattern for rational use of drugs against Parkinson's disease.

Parkinson's Disease (25 Prescriptions)		Repeat prescription within 1–2 days		Repeat prescription within 3–10 days		Points Scored
Prescribed Drugs	Prescriptions	(%)	Adj.	(%)	Adj.	Total
Levodopa*	13(52%)	76.92	10	23.07	3	26
Pramipexole	6(24%)	66.66	4	33.33	2	6
Apomorphine	2(8%)	100	2	0	0	2
Tolcapone	1(4%)	100	1	0	0	1
Benzotropine	1(4%)	100	1	0	0	1
Trihexyphenidyl	1(4%)	100	1	0	0	1
Amantadine	1(4%)	100	1	0	0	1

*Note: *Main Drug, 13 prescriptions are rational and 12 prescriptions are semi - rational*

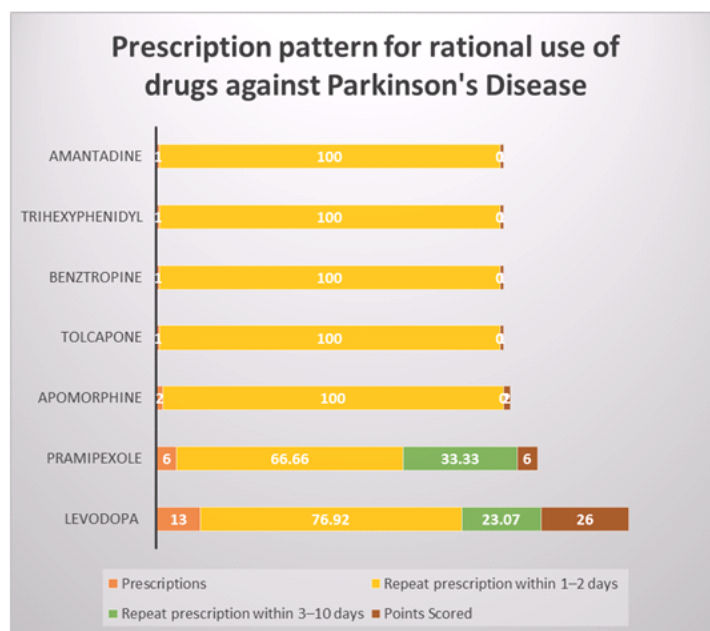


Figure 10: Percentage Prescription pattern for rational use of drugs against Parkinson's disease.

Table 10: Number of Drugs prescribed per Case against Parkinson's disease.

Parkinson's Disease		
	No. of case	Percentage % of drug prescribed
No drugs	-	-
One drug	20	80%
Two drugs	2	12%
Three drugs	3	8%
Four drugs	-	-
More than five drugs	-	-

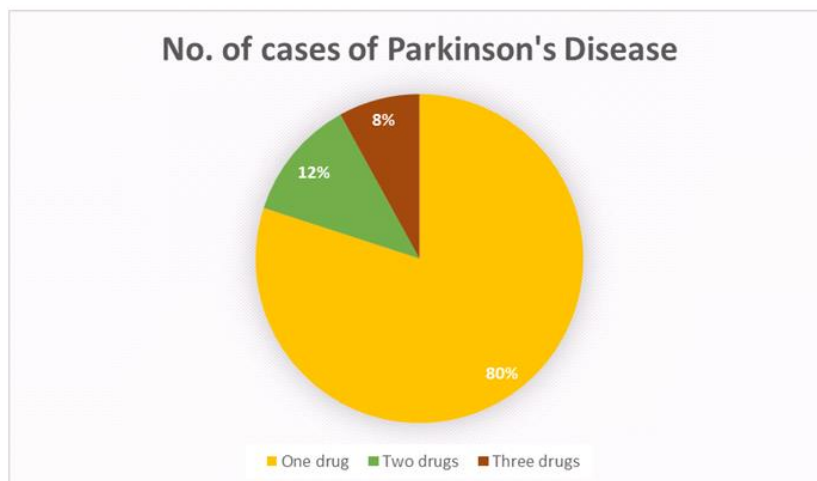


Figure 11: Number of Drugs prescribed per Case against Parkinson's disease.

Table 11: Average number of drugs against neurological disorders.

	Alzheimer's Disease		Epilepsy		Stroke		Parkinson's Disease	
	Cases	Drugs	Cases	Drugs	Cases	Drugs	Cases	Drugs
Rational use of Drugs	45	80	48	81	19	21	13	20
Average Number of Drugs per prescription	1.73		1.68		1.10		1.53	
Semi-Rational use of Drugs	17	60	19	24	7	8	12	12
Average Number of Drugs per prescription	3.41		1.26		1.14		1	
Total Number of Drugs	140		105		29		32	

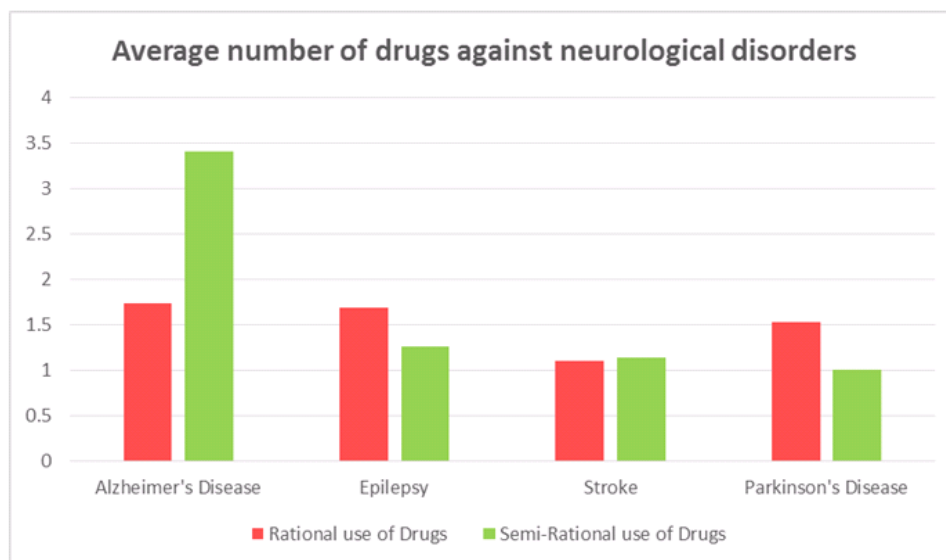


Figure 12: Average number of drugs against neurological disorders.

Check List for Clinical Encounter

In IPD more than 42 prescriptions do not ask about duration of present illness. Doctors do not take any history prescribed patients "past illness" but in IPD it is not so improved and it was 27 prescriptions. 139

prescribed patients were willing to tell their previously taken drug history in IPD. Only 29 prescribed patients got investigation advice in IPD, 6 prescribed patients do not get any instruction regarding taking the drugs in IPD.

Table 12: Check List for Clinical Encounter IPD.

Indication	IPD		
	Yes	No	N.A.
Asking about duration of present illness	126	42	12
Taking history of past illness	145	27	8
Taking previous drug history	139	30	11
Investigation advised	29	142	9
Instruction about taking drugs	164	6	10
Instruction about diet	158	17	5

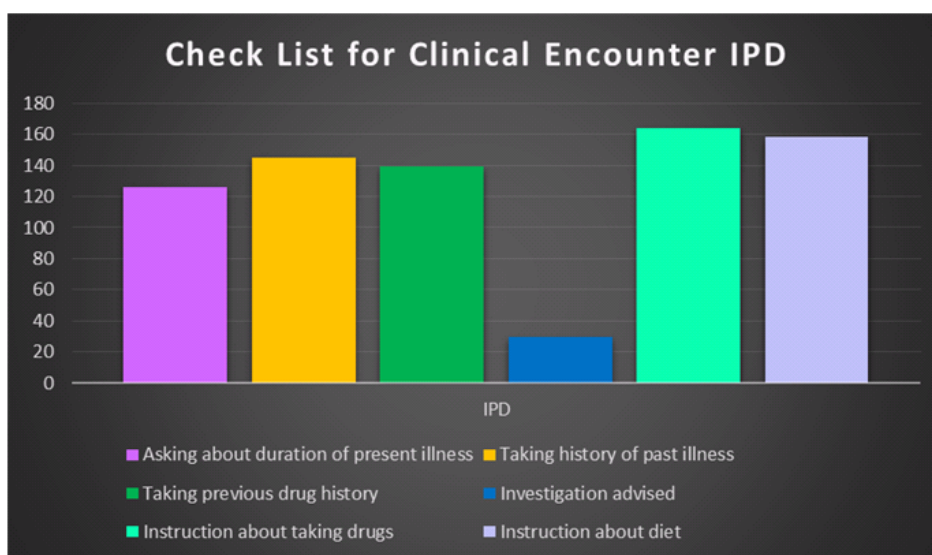


Figure 13: Check List for Clinical Encounter in IPD.

DISCUSSION

The presented data reveals a comprehensive analysis of prescription patterns for neurological disorders across different age groups. The findings shed light on several critical aspects, including age distribution, gender ratios, prevalence of neurological disorders, and the rationality of drug prescriptions. Let's delve into the key insights derived from the data.

Age and Gender Distribution

The study highlights that patients of all age groups are susceptible to semi-rational drug prescriptions. Notably, individuals under 4 years and those above 80 years face a higher risk. The gender distribution reveals a higher prevalence among males (66.11%) compared to females (33.88%). Interestingly, there's a higher incidence of neurological disorders in the younger and older age groups, with a significant number of prescriptions for patients below 20 years and above 80 years.

Prescription Patterns for Neurological Disorders

The data categorizes neurological disorders, including Alzheimer's disease, Epilepsy, Stroke, and Parkinson's

disease. Alzheimer's and Epilepsy account for the majority of prescriptions, with specific age group distributions outlined. For instance, Alzheimer's disease prescriptions are prevalent in the >80 years age group (47.77%), while Epilepsy prescriptions are significant in the below 20 years age group (27.77%).

Rationality of Drug Prescriptions

The study introduces a scoring system to assess the rationality of prescriptions, emphasizing the main drug's importance. The analysis of Alzheimer's disease, Antiepileptic drugs, Stroke, and Parkinson's Disease prescriptions based on this scoring system provides valuable insights. Notably, a considerable percentage of prescriptions for these disorders are deemed rational, demonstrating a cautious approach in drug prescription.

Number of Drugs Prescribed

Examining the number of drugs per prescription unveils variations across neurological disorders. For instance, Parkinson's disease prescriptions tend to involve a higher number of drugs, with 80% involving at least two drugs.

On the contrary, Stroke prescriptions mostly consist of one drug (88.46%).

Checklist for Clinical Encounter

The study assesses the clinical encounter process, revealing areas for improvement. Notably, the data indicates a need for more detailed inquiries about the duration of present illness and past illness history. The investigation advice and instructions regarding drug intake show room for enhancement, underlining the importance of a comprehensive clinical approach.

CONCLUSION

In conclusion, this dissertation's data offers a nuanced understanding of prescription patterns for neurological disorders. The insights into age distribution, gender ratios, rationality of drug prescriptions, and clinical encounter practices provide a foundation for addressing potential gaps in healthcare delivery. Further research and interventions can be designed based on these findings to enhance the quality and efficacy of neurological disorder treatments.

BIBLIOGRAPHY

- Lalan BK, Hiray RS, Ghongane BB. Drug prescription pattern of outpatients in a tertiary care teaching hospital in Maharashtra. *Int J Pharm Bio Sci*; 2012 July; 3(3): 225-229.
- Introduction to drug utilization research Geneva: WHO; 2003; 6-9. Available at <http://apps.who.int/medicinedocs/pdf/s4876e/s4876e.pdf>.
- Curtis P, Coll J.R. Medical audit in general practice. *Gen. Pract*, 1974; 24: 607-11.
- Patterson H.R., Coll J.R. The problems of audit and research. *Gen. Pract*; 1986; 36: 196-200.
- Afroz Abidi*, Surabhi Gupta, Saurabh Kansal. Prescription auditing and drug utilization pattern in tertiary care teaching hospital in western UP. *Int J Basic Clin Pharmacol*, 2012 Dec; 1(3): 184-190.
- Patel S, Gajjar B. Evaluation and Comparison Of Prescribing Pattern Of General Practitioners from Public and Private Sectors. *Natl J Physiol Pharm Pharmacol*, 2012; 2(1): 33-38.
- WHO Expert committee report. The use of essential drug. WHO TRS 615, 1977. Available at http://apps.who.int/iris/bit-stream/10665/41272/1/WHO_TRS_615.pdf
- Available at <http://www.apps.who.int/medicinedocs/en/d/Js4876e1>. Accessed, 03 October 2016.
- PR Shankar, DK Upadhyay, P Subish, AK Dubey, P Mishra. *Singapore Med J*, 2006; 47(4): 261-265.
- YM Nazima, D Sagun, G Barn. *Bangladesh J Pharmacol*, 2009; 4: 39-42.
- Kastury N, Singh S, Ansari KU. An audit of prescription for rational use of fixed dose drug combinations. *Indian J Pharmacol*, 1999; 31: 367-9.
- Chakrabarti A. Prescription of fixed dose combination drugs for diarrhoea. *Indian J Med Ethics*, 2007; 4: 165-7.
- Gupta N, Gupta, D, Sharma, Garg SK, Bhargava VK. Auditing of prescriptions to study utilization of antimicrobials in a tertiary hospital. *Indian J Pharmacol*, 1997; 29: 411-5.
- Patel V, Vaidya R, Naik D, Broker P. Irrational drug use in India. *J Postgrad Med*; 2005; 51: 9-12.
- Vengurlekar S, Shukla P, Patidar P, Bafna R, Jain S. Prescribing pattern of antidiabetic drugs in Indore city hospital. *Indian J Pharm Sci*; 2008; 70: 637-40.
- Patterson HR, The problems of audit and research. *J R Coll Gen Pract*; 1986; 36: 196.
- Jorm A, Christensen H, Griffiths K. Changes in depression awareness and attitudes in Australia: the impact of beyondblue: the national depression initiative. *Australian and New Zealand Journal of Psychiatry*, 2006; 40: 42-46.
- Jorm A, Christensen H, Griffiths K. Changes in depression awareness and attitudes in Australia: the impact of beyondblue: the national depression initiative. *Australian and New Zealand Journal of Psychiatry*, 2006; 40: 42-46.
- Tabish A, Sharma S, Sajid A et al. Drug utilisation research in psychiatry outdoor in tertiary care hospital, Bastar region. *IJPR*; 2015; 5(4).
- Dutta S, Kaul V, Beg MA et al. A psychotropic drug use study among depression patients attending private psychiatric practitioners of Dehradun, Uttarakhand. *Int J Med Sci Public Health*, 2015; 4(5): 634-638.
- Rode SB, Ajagallay RK, Salankar HV et al. A study of drug prescribing pattern in psychiatry out-patient department of a tertiary care teaching hospital. *Int J Basic Clin Pharmacol*, 2014; 3(3): 517-522.
- Dutta S, Beg MA, Sindhu S et al. Role of pharmaco-epidemiology in psychopharmacology: a study in psychiatric out-patient department of a tertiary care teaching hospital at Dehradun, Uttarakhand. *Int J Basic Clin Pharmacol*, 2014; 3(4): 637-643.
- Grover S, Avasthi A, Sinha V et al. Indian Psychiatric Society multicentric study: Prescription patterns of psychotropics in India. *Indian Journal of Psychiatry*, 2014 Jul-Sep; 56(3).
- Potter WZ, Hollester LE. Antidepressant Agents. In: Katzung BG, editor. *Basic and Clinical Pharmacology*. 10th edition. Boston: McGraw-Hill, 2007; 475-88.
- Roopadevi HS, Ramesh KN, Nagabhushan H. Pattern of psychotropic prescription in a tertiary care teaching hospital: A critical analysis. *Asian Journal of Pharmaceutical & Clinical Research*, 2015; 8(5).
- Rasheed, A., & Farhat, R. (2013). Combinatorial chemistry: A review. *International Journal of Research in Pharmaceutical Sciences*, 4: 2502-2516.
- Rasheed, A., & Ahmed, O. (2017). UPLC method optimisation and validation for the estimation of sodium cromoglycate in pressurized metered dosage form. *International Journal of Applied*

- Pharmaceutical Sciences and Research, 2(2): 18-24. <https://doi.org/10.21477/ijapsr.v2i2.7774>.
28. Rasheed, A., & Ahmed, O. (2017). UPLC method development and validation for the determination of chlorpheniramine hydrochloride in syrup dosage form. *International Journal of Applied Pharmaceutical Sciences and Research*, 2(2): 25-31. <https://doi.org/10.21477/ijapsr.v2i2.7775>.
29. Rasheed, A., & Ahmed, O. (2017). Validation of a forced degradation UPLC method for estimation of beclomethasone dipropionate in respules dosage form. *Indo American Journal of Pharmaceutical Research*, 7(05).
30. Rasheed, A., & Ahmed, O. (2017). Validation of a UPLC method with diode array detection for the determination of noscapine in syrup dosage form. *European Journal of Pharmaceutical and Medical Research*, 4(6): 510-514.
31. Rasheed, A., & Ahmed, O. (2017). Stability indicating UPLC method optimisation and validation of triamcinolone in syrup dosage form. *World Journal of Pharmaceutical and Life Sciences*, 3(4): 200-205.
32. Rasheed, A., & Ahmed, O. (2017). Stability indicating UPLC method optimisation and validation of pholcodine in bulk dosage form. *European Journal of Biomedical and Pharmaceutical Sciences*, 4(6): 572-579.
33. Rasheed, A., & Ahmed, O. (2017). Analytical method development and validation for the determination of codeine in syrup dosage form using UPLC technology. *World Journal of Pharmaceutical and Life Sciences*, 3(5): 141-145.
34. Rasheed, A., & Ahmed, O. (2017). Analytical stability indicating UPLC assay and validation of fluticasone propionate in nasal spray inhaler dosage form. *World Journal of Pharmaceutical and Life Sciences*, 3(5): 168-172.
35. Rasheed, A., & Ahmed, O. (2017). Stability indicating UPLC method optimisation and validation of acetylcysteine in syrup dosage form. *European Journal of Pharmaceutical and Medical Research*, 4(7): 485-491.
36. Rasheed, A., & Ahmed, O. (2017). Analytical stability indicating UPLC assay and validation of ciclesonide in dry powder inhaler dosage form. *European Journal of Pharmaceutical and Medical Research*, 4(7): 523-529.
37. Rasheed, A., & Ahmed, O. (2017). Analytical stability indicating UPLC assay and validation of dextromethorphan in syrup dosage form. *European Journal of Pharmaceutical and Medical Research*, 4(7): 548-554.
38. Rasheed, A., & Ahmed, O. (2017). Analytical development and validation of a stability-indicating method for the estimation of impurities in budesonide respules formulation. *International Journal of Applied Pharmaceutical Sciences and Research*, 2(3): 46-54. <https://doi.org/10.21477/ijapsr.v2i3.8100>.
39. Rasheed, A., & Ahmed, O. (2017). Analytical separation and characterisation of degradation products and the development and validation of a stability-indicating method for the estimation of impurities in ipratropium bromide respules formulation. *International Journal of Applied Pharmaceutical Sciences and Research*, 2(3): 55-63. <https://doi.org/10.21477/ijapsr.v2i3.8101>.